

SUPERIOR STEEL



**QUALITY PARTS &
ACCESSORIES**

BEAM CUTTER

CHAIN SAW WOODCARVING DISCS

CHISEL SET

SHEAR BLADES

CIRCULAR SAW BLADES

Product Catalog 2023

Toll Free: 888 - 455 - 8665

www.superiorsteelusa.com

DESCRIPTION	PAGE#
SCREWDRIVER BITS & SETS	
Phillips Bit (Single Head)	4
Phillips Bit (Double Head)	5
Phillips Bit (High Torque)	5
Slotted Bit (Single Head)	6
Slotted Bit (Double Head)	6
Torx Bits (Single Head)	6
Torx Bits (Double Head)	7
Pozidriv Bits	7
Hexagonal Bits	7
Square Recess Bits	8
Drywall Dimple Phillips Bits	8
Magnetic Bit Holder	8
Assorted Bit Sets	9
Impact / Socket Driver Bits & Sets	9
JACK HAMMER CHISELS	
SDS Max	10
SDS Plus	10 - 11
Spline	11 - 12
Hex	12 - 13
Airtool Chisel Set	13
Beam Cutter	14
Grinder Attachment to Convert in Chainsaw	15
Grinder Chainsaw Blades	16
Shear Blades	17
Planer Blades	18
CIRCULAR SAW BLADES	
Metal Cutting Blades	19
Woodworking / Framing Blades	20
Utility & Roofing Knives	21
Safety / Rescue Knives	22
Pruning / Hunter Knives	23
Miter Shear Cutter	24

PHILLIPS HEAD POWER SCREWDRIVER BITS (S2 STEEL TAIWAN)



PART #	SIZE
BP101	1# - 1" Long
BP102	2# - 1" Long
BP103	3# - 1" Long

Available in 10 & 50 Pack Retail Ready Packaging

PART #	SIZE
BP201	1# - 2" Long - 4mm Dia
BP202	2# - 2" Long - 4.5mm Dia
BP202D	2# - 2" Long - 6mm Dia
BP203D	3# - 2" Long - 6mm Dia

Available in 10 & 25 Pack Retail Ready Packaging



PART #	SIZE
BP301	1# - 3" Long - 4.5mm Dia
BP302	2# - 3" Long - 5mm Dia
BP303D	3# - 3" Long - 6mm Dia

Available in 10 Pack Retail Ready Packaging & 25 Bulk Pack


PART #	SIZE
BP402	2# - 4" Long - 4.5mm Dia

Available in 10 Pack Retail Ready Packaging & 25 Bulk Pack



PART #	SIZE
BP602	2# - 6" Long - 4.5mm Dia

Available in 5 Pack Retail Ready Packaging & 25 Bulk Pack



PHILLIPS DOUBLE END SCREWDRIVER BITS (S2 STEEL TAIWAN)



PART #	SIZE
SP201D	1# - 2" Long
SP202D	2# - 2" Long
SP203D	3# - 2" Long

PART #	SIZE
SP301D	1# - 3" Long
SP302D	2# - 3" Long
SP303D	3# - 3" Long
SP401D	1# - 4" Long
SP402D	2# - 4" Long
SP403D	3# - 4" Long

Available in 10 & 25 Pack Retail Ready Packaging

Available in 10 & 25 Pack Retail Ready Packaging

PHILLIPS DOUBLE HEAD SCREWDRIVER BITS (S2 STEEL TAIWAN)



PART #	SIZE
B465	PH2 - 2" Long

PART #	SIZE
B468	PH2 - 2-1/2" Long

Available in 10 & 25 Pack Retail Ready Packaging

Available in 10 & 25 Pack Retail Ready Packaging

PHILLIPS SINGLE HEAD HIGH TORQUE SCREWDRIVER BITS (S2 STEEL TAIWAN)



PART #	SIZE
BP450	PH2 - 2" Long

PART #	SIZE
BP465	PH2 - 2-1/2" Long

Available in 10 & 25 Pack Retail Ready Packaging

Available in 25 Pack Retail Ready Packaging

SINGLE END SLOTTED SCREWDRIVER BITS (S2 STEEL TAIWAN)



PART #	SIZE
BS103	1" Long - 3mm Wide Slot
BS104	1" Long - 4mm Wide Slot
BS1045	1" Long - 4.5mm Wide Slot
BS105	1" Long - 5mm Wide Slot
BS1055	1" Long - 5.5mm Wide Slot

Available in 10 & 50 Pack Retail Ready Packaging



PART #	SIZE
BS204	2" Long - 4mm Wide Slot
BS205	2" Long - 5mm Wide Slot
BS206	2" Long - 6mm Wide Slot
BS207	2" Long - 7mm Wide Slot

Available in 10 & 25 Pack Retail Ready Packaging

DOUBLE END SLOTTED SCREWDRIVER BITS (S2 STEEL TAIWAN)



PART #	SIZE
SL204D	2" Long - 4mm Wide Slot
SL205D	2" Long - 5mm Wide Slot
SL206D	2" Long - 6mm Wide Slot

Available in 10 & 25 Pack Retail Ready Packaging

SINGLE END TORX SCREWDRIVER BITS (S2 STEEL TAIWAN)



PART #	SIZE
BT115	T15 - 1" Long
BT120	T20 - 1" Long
BT125	T25 - 1" Long
BT127	T27 - 1" Long
BT130	T30 - 1" Long

Available in 10 & 50 Pack Retail Ready Packaging

PART #	SIZE
BT215	T15 - 2" Long
BT220	T20 - 2" Long
BT225	T25 - 2" Long
BT227	T27 - 2" Long

Available in 10 & 25 Pack Retail Ready Packaging

DOUBLE END TORX SCREWDRIVER BITS (S2 STEEL TAIWAN)



PART #	SIZE
BT10D	T10 - 1.5" Long
BT15D	T15 - 1.5" Long
BT20D	T20 - 1.5" Long
BT25D	T25 - 1.5" Long
BT27D	T27 - 1.5" Long

Available in 10 & 25 Pack Retail Ready Packaging

SINGLE END POZIDRIV SCREWDRIVER BITS (S2 STEEL TAIWAN)



PART #	SIZE
BZ101	1# - 1" Long
BZ102	2# - 1" Long
BZ103	3# - 1" Long

PART #	SIZE
BZ201	1# - 2" Long
BZ202	2# - 2" Long
BZ203	3# - 2" Long

Available in 10 & 50 Pack Retail Ready Packaging

Available in 10 & 25 Pack Retail Ready Packaging

SINGLE END HEXAGONAL SCREWDRIVER BITS (S2 STEEL TAIWAN)



PART #	SIZE
BH106	1" Long - 1/16 Hex
BH107	1" Long - 5/64 Hex
BH108	1" Long - 3/32 Hex
BH109	1" Long - 7/64 Hex
BH110	1" Long - 1/8 Hex
BH111	1" Long - 9/64 Hex

PART #	SIZE
BH203	2" Long - 3mm Hex
BH204	2" Long - 4mm Hex
BH205	2" Long - 5mm Hex
BH206	2" Long - 6mm Hex

Available in 10 & 50 Pack Retail Ready Packaging

Available in 10 & 25 Pack Retail Ready Packaging

SQUARE RECESS SCREWDRIVER BITS (S2 STEEL TAIWAN)



PART #	SIZE
BSQ201	1# - 2" Long
BSQ202	2# - 2" Long

Available in 10 & 25 Pack Retail Ready Packaging

DRYWALL DIMPLE PHILLIPS SCREWDRIVER BITS (S2 STEEL TAIWAN)



PART #	SIZE
BW225	1" Long
BW250	2" Long

Available in 10 & 25 Pack Retail Ready Packaging

MAGNETIC BIT HOLDER (S2 STEEL TAIWAN)



PART #	SIZE
BH60M	1/4" x 2-3/8"
BH75M	1/4" x 3"

BH60M: Available in Single & 10 Pack Retail Ready Packaging
 BH75M: Available in Single & 5 Pack Retail Ready Packaging

3PCS POWER EXTENSION BIT SET FOR DRILLS



PART # BA35 (SE 2549)

- 1/4" square socket adapter x 1/4" hex shank x 2" long
- 3/8" square socket adapter x 1/4" hex shank x 2" long
- 1/2" square socket adapter x 1/4" hex shank x 2" long

ASSORTED BIT SETS (S2 STEEL TAIWAN)



PART # **DESCRIPTION**
BT004K 10 Piece Screwdriver Bit Set

PART # **DESCRIPTION**
BT007K 7 Piece Screwdriver Bit Set

IMPACT SCREWDRIVER & BIT SET

PART # SB40
40PC HEX, SPLINE & TORX BIT SET WITH 1/2" & 3/8" DRIVE SOCKET ADAPTER

Specifications:

- Material: 6150 CRV Steel
- High Quality / Durable
- Case Dimensions: 12.5" x 6" x 1"
- Metal Case

Bit Set Includes:

- 40 Pcs Bit Set Hex Star Spline
- 1 x 3/8" Drive Adapter
- 1 x 1/2" Drive Adapter
- 7pc Hex Bits Short 4, 5, 6, 7, 8, 10 & 12 (30mm Long)
- 7pc Hex Bits Long 4, 5, 6, 7, 8, 10 & 12 (75mm Long)
- 7pc Star Bits Short T- 20, 25, 30, 40, 45, 50, 55 (30mm Long)
- 7pc Star Bits Long T- 20, 25, 30, 40, 45, 50, 55 (75mm Long)
- 5pc Spline Bits Short M-5, 6, 8, 10 & 12 (30mm Long)
- 5pc Spline Bits Long M-5, 6, 8, 10 & 12 (75mm Long)



PART # SDI-13
13PCS 1/2" DRIVE 8MM HEX HAND IMPACT SCREWDRIVER PHILIPS FLAT HEX BITS SOCKET SET WITH METAL BOX

Bits Specification:

- Philips: P1, P2, P3, P4 x 2 - Length: 1-3/8"
- Flat: 3/16", 5/16", 1/4", 3/8" - Length: 1-3/8"
- Hex: 5/32", 3/16", 1/4", 5/16" - Length: 1-3/8"



SDS MAX SHANK TYPE



PART # SC8912

1" FLAT CHISEL SDS MAX HAMMER STEEL 18" LONG

- Chisel Blade Length: 2-1/8"
- Chisel Blade Width: 1"
- Overall Length: 18"



PART # SC8914

SC8914 - BULL POINT SDS MAX HAMMER STEEL 17" LONG

- Point Length: 2"
- Overall Length: 17"



PART # SC8917W

2" WIDE SDS MAX SCALING CHISEL 16" LONG

- Chisel Blade Length: 2"
- Chisel Blade Width: 2"
- Overall Length: 16"



PART # SC8922

4-1/4" CLAY SPADE SDS MAX 18" LONG

- Blade Width: 6"
- Blade Length: 4-1/2"
- Overall Length: 18"

SDS PLUS SHANK TYPE



PART # SC1415

9-7/8" LONG SDS PLUS BULL POINTED CHISEL

- Shank Size: 9/16"
- Shank Length: 7-1/2"
- Point Chisel Length: 1"
- Point Width: 7/16"
- Overall Length: 9-7/8"

Replaces:
Metabo 630992000
Bosch HS1415 / 1618600009



PART # SC1420

9-7/8" LONG 13/16" WIDE SDS PLUS DEMOLITION FLAT CHISEL

- Shank Size: 9/16"
- Shank Length: 7-1/2"
- Chisel Blade Length: 7/8"
- Chisel Blade Width: 13/16"
- Overall Length: 9-7/8"

Replaces:
Milwaukee 48-62-6015
Bosch HS1420



PART # SC1427

10" LONG 3" WIDE SDS PLUS SCALING CHISEL

- Shank Size: 9/16"
- Shank Length: 7-3/4"
- Chisel Blade Length: 1-5/8"
- Chisel Blade Width: 3"
- Overall Length: 10"

Replaces:
Bosch HS1427



PART # SC1465

10-1/4" LONG 1-5/8" WIDE SDS PLUS TILE CHISEL

- Shank Size: 5/8"
- Shank Length: 7-3/4"
- Chisel Blade Length: 4"
- Chisel Blade Width: 1-5/8"
- Overall Length: 10-1/4"

Replaces:
Bosch HS1465

SDS PLUS SHANK TYPE



PART # SC1470
10" LONG 7/8" WIDE SDS PLUS SHARP FLAT CHISEL

- Shank Size: 9/16"
- Shank Length: 7-5/8"
- Chisel Blade Length: 1"
- Chisel Blade Width: 7/8"
- Overall Length: 10"

Replaces:
 Bosch HS1470



PART # SC1485
9-3/4" LONG 1-5/8" WIDE SDS PLUS SCALING CHISEL

- Shank Size: 9/16"
- Shank Length: 7-1/2"
- Chisel Blade Length: 1-1/8"
- Chisel Blade Width: 1-5/8"
- Overall Length: 9-3/4"


Replaces:
 Milwaukee 48-62-6020,
 48-62-6056

PART # SC1918

10" LONG SDS PLUS FLOOR SCRAPER



- Shank Size: 1/2"
- Shank Length: 7-1/4"
- Scraper Length: 2-7/8"
- Scraper Width: 3-7/8"
- Overall Length: 10"



SPLINE SHANK TYPE



PART # SC8800
SPLINE TO SDS PLUS ADAPTER REDUCER

- Shank Length: 4-5/8"
- Adapter Size: SDS Plus
- Overall Length: 9"



PART # SC8812
**1" FLAT CHISEL ROUND HEX / SPLINE HAMMER SHANK
 18" LONG**

- Shank Length: 4-5/8"
- Chisel Blade Length: 2-1/2"
- Chisel Blade Width: 1"
- Overall Length: 18"



PART # SC8814
**BULL POINT BIT ROUND HEX / SPLINE HAMMER
 17" LONG**

- Shank Length: 4-5/8"
- Point Length: 2"
- Point Width: 3/4"
- Overall Length: 17"



PART # SC8815
**ASPHALT CUTTER 6" X 5" ROUND HEX / SPLINE
 HAMMER 19" LONG**

- Shank Length: 4-5/8"
- Blade Length: 6"
- Blade Width: 5"
- Overall Length: 19"

SPLINE SHANK TYPE



PART # SC8817

**2" WIDE CHISEL ROUND HEX / SPLINE HAMMER
16" LONG**

- Shank Length: 4-5/8"
- Adapter Size: SDS Plus
- Overall Length: 9"



PART # SC8822

**6" X 4-1/4" SQUARE CLAY SPADE ROUND HEX / SPLINE
HAMMER 19" LONG**

- Shank Length: 4-5/8"
- Blade Length: 5-5/8"
- Blade Width: 4-1/2"
- Overall Length: 19"



PART # SC8826

**8" X 5-1/4" POINTED CLAY SPADE ROUND HEX / SPLINE
HAMMER 21" LONG**

- Shank Length: 4-5/8"
- Blade Length: 8"
- Blade Width: 5-1/4"
- Overall Length: 21"

1-1/8" HEX SHANK TYPE



PART # SC92108

1-1/8" HEX SHANK FOR SC10018 FLOOR SCRAPER

- Blade Length: 6.5"
- Blade Width: 6"
- Shank Length: 16"
- Hex Length: 6"
- Hex Width: 1-3/16" at the points 1-1/8" at the flat sides
- Overall Length: 19"
- Dimensions: 19" x 6"
- Steel Type: 42 CrMo
- Hardness: 50±3



PART # SC92167

6" X 5" ASPHALT CUTTER 1-1/8" SHANK 19" LONG

- Blade Length: 6-1/2"
- Blade Width: 4-3/4"
- Overall Length: 18"



PART # SC92167L

**1-1/4" LARGE HEX SHANK ASPHALT CUTTER
6-1/2" X 4-3/4" 18" LONG**

- Large Demolition Hammer with 1-1/4" Shank
- Blade Length: 6-1/2"
- Blade Width: 4-3/4"
- Overall Length: 18"
- Used with Large 60 & 90 lbs Pneumatic Paving Breaker



PART # SC92170

**POINTED CLAY SPADE 7-3/4" X 5" 1-1/8" HEX SHANK
18" LONG**

- Blade Length: 7-3/4"
- Blade Width: 5"
- Overall Length: 18"

1-1/8" HEX SHANK TYPE



PART # SC92861
BULL POINT 1-1/8" HEX SHANK 17" LONG

- Shank Length: 6-3/8"
- Point Length: 3"
- Overall Length: 17"



PART # SC92863
2" X 1-1/4" NARROW HEX CHISEL 1-1/8" HEX SHANK 16" LONG

- Shank Length: 7-1/2"
- Chisel Blade Length: 5"
- Chisel Blade Width: 1-3/8"
- Overall Length: 16"

PART # SC10018B
5" x 6" REPLACEMENT BLADE FOR SC10018

- Blade Length: 5"
- Blade Width: 6"
- Overall Length: 6-1/2"



PART # SC10018R
REPAIR KIT FOR SC10018

- Overall Length: 5"
- Overall Width: 2"



1-1/8" REDUCED HEX SHANK



PART # SC92169M
6" X 4-1/4" SQUARE CLAY SPADE 1-1/8" REDUCED HEX SHANK 21" LONG

- Blade Length: 6"
- Blade Width: 4-1/4"
- Hex Diameter: 1-1/8"
- Hex Length: 2-1/2"
- Round Diameter: 1"
- Overall Length: 21"



PART # SC92170M
POINTED CLAY SPADE 8" X 5" 1-1/8" REDUCED HEX SHANK 23" LONG

- Blade Length: 8"
- Blade Width: 5"
- Hex Diameter: 1-1/8"
- Hex Length: 2-1/2"
- Round Diameter: 1"
- Overall Length: 23"



PART # SC92861M
BULL POINT 1-1/8" REDUCED HEX SHANK 16" LONG

- Point Length: 2-5/8"
- Hex Diameter: 1-1/8"
- Hex Length: 2-1/2"
- Round Diameter: 1"
- Overall Length: 16"



PART # SC92863M
1-1/4" CHISEL 1-1/8" REDUCED HEX SHANK 16" LONG

- Chisel Blade Length: 2"
- Chisel Blade Width: 1-1/4"
- Hex Diameter: 1-1/8"
- Hex Length: 2-1/2"
- Round Diameter: 1"
- Overall Length: 16"

AIR TOOL CHISEL SET

PART # SC774C
CHISEL SET ROUND SHANK COLLAR ROUND 4 PIECES SET

	Punch	Double Edge	Flat Head	Scraper
Blade Length	1.4"	1.5"	2"	1"
Blade Width	0.5"	0.75"	0.75"	1.4"
Overall Length	7"	6"	6.5"	5"

- Shank Length: 1-3/4"
- Shank Diameter: 3/8"

- Includes
- Flat Head Chisel
- Double Edge Chisel
- Punch
- Scraper



BEAM CUTTER


PART # S77000
12" BEAM CUTTER FOR
WORM DRIVE SAWS

Features:

- Convert your 7¼" & 8¼" Worm Drive to a Beam Cutter (Saw not included)
- Footplate and built-in site ensures gliding manageability while cutting perfectly straight lines
- Vertical blade allows smooth, exact, square cuts
- One-pass cut for beams, posts, and logs, creating errorless match-ups
- The Beam Cutter does what a chain saw or a circular saw cannot do
- Will rip in depth to 12"
- Will cut angles up to 45°
- Will cut rafters in one operation
- Dust deflector guard
- Will cut cleanly through railroad ties
- Low-profile anti-kickback chain
- Double-guarded, kickback resistant guide bar

Specifications:

- Blade Tooth Material: Steel
- Kerf (in): 0.25"
- Cutting Capacity: 12"
- Material Cut: Wood
- Maximum RPM: 5800
- Tooth Count: 46
- Plate Thickness (in): 0.16"
- Progressive Blade Tooth Spacing: No
- Blade Diameter (in): 3 3/8



PART # S77200
12" REPLACEMENT BEAM CUTTER CHAIN

Features:

- Fits all 12" Beam Cutters
- Keep an extra chain on hand
- Chain may be resharpened
- Kerf: 0.25"
- Tooth count: 46



GRINDER ATTACHMENT

PART # SS1214

11.5" CHAINSAW ATTACHMENT FOR ANGLE GRINDER
CONVERT ANGLE GRINDER INTO A CHAINSAW

Features:

- Provides a cheaper and convenient alternative to a regular chainsaw
- Turns your angle grinder into an electric chainsaw within minutes
- Features a high comfort plastic handle for ergonomic grip and fatigueless operation
- Performs all the tasks of a regular chainsaw
- Light weight and portable
- Fits in Angle Grinders only

Specifications:

- Bar Length: 11.5"
- Saw Chain Pitch: 3/8" Pt.
- Guide Bar Material: Spring Steel
- Chain Material: High Carbon Steel
- Guide Bar Size: 34cm Length, 6cm Width
- Width Chain Teeth: 22
- Chain Circle Length: 82cm



DISC CHAIN SAW BLADES

PART # SS458

22 TOOTH FINE CUT 5/8"
ARBOR CHAIN SAW BLADE

- Fits most of the 4-1/2" angle grinders
- Great for curved work, sculpting, gauging & channeling
- Provides a smooth "finished" surface



PART # SS478

22 TOOTH FINE CUT 7/8"
ARBOR CHAIN SAW BLADE

- Fits most of the 4-1/2" angle grinders
- Great for curved work, sculpting, gauging & channeling
- Provides a smooth "finished" surface

INTRODUCING OUR NEW **EZ INSTALL** FEATURE

Caulking Gel
between Discs to keep
the discs together

Stop fighting putting that chain back between the two discs..... Superior Steel has solved this problem -- by using a small amount of clear caulking gel between the two discs that holds the discs together from separating during the installation process.

PART # SS422

FINE CUT REPLACEMENT
22 TOOTH CHAIN CIRCLET

- 22-tooth circlet
- Replacement circlet for model SS458 & SS478



SHEAR BLADES

PART # SB140

REPLACEMENT BLADE FOR 14 AND 16 GAUGE SHEAR CUTTER

Blades replace: Kett KIT106,
Kit Includes: 40-21(C),
60-22 (L) & 60-22 (R)

Dewalt 448696-00(C),
91969-00(L), 91967-00(R)

Compatible with:
Black & Decker: 3208 Type100
Dewalt: DW891, DW3208
Kett: KM-440, KD-440, KL-240



PART # SB180

REPLACEMENT BLADE FOR 18-GAUGE SHEAR CUTTER

Blades replace: Kett KIT102,
Kit Includes:60-21 (C), 60-22 (L),
60-22 (R) & 60-27

Dewalt 91970-00(C),
91969-00(L), 91967-00(R)

Compatible with:
Black & Decker: 3207 Type100, KB301
Dewalt: DW890, DW940, DW941, DC490A
Kett: KD-400, KL-200, KM-400, KD-200
Makita: JS1300, BJ5130
Milwaukee: 6850, 6850-4, 6852-20, 6850-2
Porter Cable: 6603, 6602



PART # SB180M

REPLACEMENT BLADE FOR 18-GAUGE SHEAR CUTTER

Blades replace:
Milwaukee: 48-44-0150(C),
48-44-0160(L), 48-44-0170(R)

Compatible with:
Milwaukee: 6850-2, 6852-20, 6850-4



PART # SB180M-C

REPLACEMENT CENTER BLADE FOR 18-GAUGE SHEAR CUTTER

Blades replace:
Milwaukee 48-44-0150



PART # SB180M-L

REPLACEMENT LEFT BLADE FOR 18-GAUGE SHEAR CUTTER

Specifications:
Material: Cr5MOV1
Hardness: 58-63 Rockwell

Compatible with:
Milwaukee: 6850-2, 6852-20, 6850-4



PART # SB180M-R

REPLACEMENT RIGHT BLADE FOR 18-GAUGE SHEAR CUTTER

Specifications:
Material: Cr5MOV1
Hardness: 58-63 Rockwell

Compatible with:
Milwaukee: 6850-2, 6852-20, 6850-4



PLANER BLADES

PART # PB1220C**3-1/4" (82MM) 2PC REVERSIBLE
TUNGSTEN CARBIDE PLANER BLADES**

Features:

- Specially designed for fast and smooth planing
- A set of two
- Reversible knives have 2 cutting edges
- Clamshell packaging

Replaces following Blades:

Bosch: 2610006248, PA1202 and 2610906255.

Skil: 2608635341, 2610394635, 2608635350,

2608635405

Dewalt: 273794, 372105-01

Makita: D-46246, D-16966, 793322-22

Porter Cable: 696598

This part is compatible with:

Makita: 1902, N1923B, N1900B, KP0800K, KP0810

Bosch: 1593, 1560, 1594, 1594, 3272, 3272A, B1760,

B1750, 53518, 53514, 3365, 3258, PL1682

Skil: HD1555

Dewalt: DW677, DW678, 7696, 7698, BD6500, DW680

Black & Decker: 7698, 7696, BD6500

Porter Cable: 367, 91254

**PART # PB1200****PLANER BLADES**

Features:

- 2 Pieces Blade Set
- Resharpenable Edge Allows for Longer Blade Life
- Quick Set Knives for Easy Set Up
- Durable High Speed Steel Construction

Replaces DM-46230

Fits:

Makita: 1100, 1902, KP0800K, KP0810, LXP01,

LXP01Z, N1900B, N1900BK

Dewalt: DW680, D26676, 26677K

Bosch: 1594, PL1682

**PART # PB1220C-10****3-1/4" (82MM) 10/PK
REVERSIBLE TUNGSTEN
CARBIDE**

METAL CUTTING BLADES



PART # 35066

14" x 66 TEETH x 1" ARBOR METAL CUTTING CARBIDE TIPPED SAW BLADE

Features:

- Fast, virtually burr-free cuts
- Leaves material cool to the touch

Specifications:

- Diameter: 14"
- Teeth: 66
- Arbor: 1"
- Max RPM: 1,800

Applications:

- Black and cast iron pipe
- Tubing
- Conduit
- Threaded rod
- Angle iron



PART # 30066

12" x 66 TEETH x 1" ARBOR METAL CUTTING CARBIDE TIPPED SAW BLADE

Features:

- Fast, virtually burr-free cuts
- Leaves material cool to the touch

Specifications:

- Diameter: 12"
- Teeth: 66
- Arbor: 1"
- Max RPM: 1,800

Applications:

- Black and cast iron pipe
- Tubing
- Conduit
- Threaded rod
- Angle iron



PART # 25032

10" x 32 TEETH x 5/8" ARBOR METAL CUTTING CARBIDE TIPPED SAW BLADE

Features:

- Fast, virtually burr-free cuts
- Leaves material cool to the touch

Specifications:

- Diameter: 10"
- Teeth: 32
- Arbor: 5/8"
- Max RPM: 3,000

Applications:

- Black and cast iron pipe
- Tubing
- Conduit
- Threaded rod
- Angle iron



PART # 25036

10" x 200 TEETH x 5/8" ARBOR 1500 RPM CIRCULAR SAW BLADE FOR CUTTING STAINLESS STEEL

Specification:

- Diameter: 10"
- Teeth: 200
- Teeth Type: BW
- Hook Angle: 10 Degree
- Arbor: 5/8"
- Plate Thickness: 0.078"
- Kerf: 0.078"
- Teeth Thickness: 0.078"
- Max RPM: 1500

For Cutting:

- Steel Studs & Rods
- Steel Pipe

METAL CUTTING BLADES

**PART # 25038**

10" x 80 TEETH x 5/8" ARBOR 6500 RPM CIRCULAR SAW BLADE FOR CUTTING NON-FERROUS METALS

Specification:

- Diameter: 10"
- Teeth: 80
- Teeth Type: TCG
- Hook Angle: -5 Degree
- Arbor: 5/8"
- Plate Thickness: 0.078"
- Kerf: 0.11"
- Teeth Thickness: 0.078"
- Max RPM: 6500

For Cutting:

- Non-Ferrous Metals, Aluminum, Brass etc

**PART # 18542**

7-1/4" x 42 TEETH x 5/8" ARBOR METAL FERROUS CUTTING CARBIDE TIPPED SAW BLADE

Specifications:

- Diameter: 7-1/4"
- Number of Teeth: 42
- Arbor: 5/8"
- Hook Angle: 0°
- Tooth Design: ATB
- Tool Type: Portable / worm drive
- Maximum RPM: 3,800

WOODWORKING / FRAMING BLADES

**PART # 25033**

10-1/4" x 24 TEETH FRAMING CIRCULAR SAW BLADE

Specifications:

- Diameter: 10-1/4"
- Number of Teeth: 24
- Max RPM: 4,800
- Kerf: 2.6mm (0.10")
- Plate Thickness: 1.8mm
- Arbor: 5/8"
- Diamond Knock Out: Yes

**PART # 25034**

10-1/4" x 36 TEETH FRAMING CIRCULAR SAW BLADE

Specifications:

- Diameter: 10-1/4"
- Number of Teeth: 36
- Max RPM: 4,800
- Kerf: 2.6mm (0.10")
- Plate Thickness: 1.8mm
- Arbor: 5/8"
- Diamond Knock Out: Yes

**PART # 25040**

7-1/4" x 24 TOOTH CARBIDE TIPPED, 5/8" ARBOR FRAMING SAW BLADE WITH DIAMOND KNOCKOUT

Specifications:

- Blade Diameter: 7-1/4"
- Teeth: 24
- Tooth Type: Carbide
- Max RPM: 7200
- Arbor: 5/8" with Diamond Knockout
- Plate Thickness: 0.05"
- Kerf: 0.075"

UTILITY KNIVES



PART # UK750
FOLDING POCKET UTILITY KNIFE WITH BELT CLIP

Features:

- Equipped with a heavy-duty carbon steel blade this utility knife is great for a variety of tasks, such as opening boxes, slicing rope, cutting wallpapers, carpets, cardboards and plastics
- Simple one button lock-back design locks the blade in place for safe and efficient cutting
- Easy access button for quick blade change with no additional tools required. Accepts all standard size utility knife blades
- Folds easily and fits in your pocket for quick retrieval



PART # UK745
HEAVY DUTY AUTO-LOAD UTILITY KNIFE

Features:

- 3-Position locking for cutting different material
- High quality push button with anti-slip surface,
- Rubber thumb pad protects fingers and the palm from the blade
- Zinc alloy knife body and non-slip handle with TPR grip
- The SK5 blades are suitable for cutting, such as carpet, thick qualitative cloth, soft metal, leather, PVC, gypsum ceiling board, plywood.
- Includes 6 heavy duty blades

ROOFING KNIFE & BLADES



PART # RK740
ROOFING UTILITY KNIFE 7"

Features:

- Heavy-duty metal construction
- Cuts roofing material and shingles
- Adjustable blade depth
- Safe storage of blades in handle
- Comes with one blade



PART # RK741
ROOFING KNIFE BUTTERFLY REPLACEMENT BLADES- 5 BLADES/PACK

Features:

- Heavy-duty metal construction
- Cuts roofing material and shingles
- Adjustable blade depth
- Safe storage of blades in handle
- Comes with one blade



PART # HB1500
HOOK BLADES FOR CARPETS AND ROOFING
10PCS/PACK

Features:

- Electrician hook blades made with professional grade SK5 steel to increase blade toughness & provide superior edge holding ability
- Cuts and trims roofing materials, linoleum, carpet, fabric, cartons and sheet metal; Blade shape prevents damage to surfaces below

Specification:

- Blade Thickness: 0.024"
- Blade Length: 1-15/16"

SAFETY / RESCUE KNIVES

PART # SS733

4-1/2" BLACK KNIFE WITH POCKET CLIP & BLACK HANDLE



PART # SS734

4-1/2" BLACK KNIFE WITH POCKET CLIP & BLUE HANDLE



PART # SS735

4-1/2" BLACK KNIFE WITH POCKET CLIP & RED HANDLE



Specification:

- Overall Length: 7-3/4"
- Blade Length: 3-1/4"
- Handle Length: 4-1/2"
- Blade Material: Black Oxide Stainless Steel
- Handle Material: Aluminum
- Color (Blade/Handle): (SS733) Black / Black, (SS734) Black / Blue, (SS735) Black / Red

PART # SS738

4-1/2" TACTICAL SPRING ASSISTED FOLDING POCKET KNIFE WITH SEATBELT CUTTER & GLASS BREAKER TIP WITH FIREFIGHTER LOGO



PART # SS739

4-1/2" TACTICAL SPRING ASSISTED FOLDING POCKET KNIFE WITH SEATBELT CUTTER & GLASS BREAKER TIP WITH POLICE LOGO

Specification:

- Overall Length: 8"
- Blade Length: 3-1/2"
- Handle Length: 4-1/2"
- Blade Material: Stainless Steel
- Handle Material: Aluminum
- Color: Black / Red (SS738) & Black / Blue (SS739)



PRUNING KNIFE

PART # SS736
4-1/2" PROFESSIONAL SEMI-ARCH PRUNING KNIFE
WITH WOODEN HANDLE

Specification:

- Overall Length: 8"
- Blade Length: 3-1/2"
- Handle Length: 4-1/2"
- Blade Material: Stainless Steel
- Handle Material: Wood
- Finish: Satin
- Lock: Slip-Joint



HUNTER KNIFE

PART # SS737
5" FAMOUS FOLDING HUNTER KNIFE WITH
GENUINE LEATHER SHEATH

Specification:

- Overall Length: 9"
- Blade Length: 4"
- Handle Length: 5"
- Blade Material: Polished 440 Stainless Steel
- Handle Material: Real Bone or Wood
- Case: Custom Hand Tooled Real Leather
- Lock Type: Lock Back Mechanism



MULTI-ANGLE MITER SHEAR CUTTER


PART # HS1800

MULTI ANGLE MITER SHEAR CUTTER, 45-135 DEGREE CUTTING – WITH 10 ADDITIONAL SPARE BLADES

Features:

- Sharp enough, ideal for cutting chamfers, round molds, trunking and PVC strips, rubber gaskets, molding and weather-strip.
- Sturdy steel blade, shape blade and ergonomic plastic handle, comfortable cut, no hand fatigue for long-term use, not suitable for cutting metal and stainless steel.
- The cutting angle is 45°-135°, which can be cut into different shapes of wire grooves as needed.
- For cutting PVC, PPR, PE pipes, branches, wires, etc. made of high quality steel for durability.
- Similar to a garden shear, the built-in fence allows you to cut miter joints quickly, easily, and with accuracy
- Use for cutting tile trim, PVC piping, quarter round, tack strip and other light materials
- The kit includes 10 additional spare blades





SUPERIOR STEEL

Superior Steel is a stand-out designer manufacturer of a range of high quality, high performance, and high durability steel tools, parts and accessories. Our portfolio includes; beam cutter, circular saw blades, shear blades, planer blades, jackhammer chisels, knives, screwdriver bits, and much more for the craftsmen's convenience. Superior Steel is committed to consumer-centric innovation in order to deliver its mission of uncompromising and reliable products to its customers at affordable prices.



IMPACT SCREWDRIVER BITS & SETS

ROOFING & UTILITY KNIVES

PLANER BLADES

JACK HAMMER CHISELS

A Subsidiary of



American
General Tool Group



SUPERIOR STEEL

929 Poinsettia Avenue, Suite 101-Vista, CA 92081

Phone: (760) 745-7993 | Fax: (760) 480-0411 | Toll Free: 888-455-8665

www.superiorsteelusa.com | sales@superiorsteelusa.com